

# DYNAMIC PACER Gait Trainer

 **rifton.**



The Pacer gait trainer is the solution for those who are starting to walk and need assistance in the process of rehabilitation and strengthening of muscles and bones safely.

The standard top frame is a great option for customers who do not need dynamic movement. **Image 1.**

The dynamic upper frame allows movement to provide dynamic weight shifting and dynamic body weight support to encourage natural gait patterns. **Image 2.**

The standard base is designed for use both indoors and outdoors. **Image 3.**

Utility base for navigating over doorways, lawns, gravel paths or chipped play areas. **Image 4.**



Image 1



Image 2



Image 3








Image 4



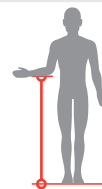
# Adapted equipment. **Synonym of service.**

Equipment manufactured and adapted for children and adults with disabilities.

## SPECIFICATIONS

Elbow to floor meas.	39 cm - 127 cm / 15.5" - 49"
Frame measurements	Mini, Small, Medium, Large y X Large
Max user weight	34 kg. - 113 kg. / 75 lbs. - 250 lbs.
Product weight	4.6 kg. - 14.5 kg. / 10.2 lbs. - 32 lbs.
Use	Indoor and outdoor
Accessories	Optional
Settings	No tools required
Frame colors	    

Required user  
measurement  
(Elbow to the floor)



Odometer  
option

Twist release  
Twist lock  
Variable drag



Foot brakes and  
steering lock

## BENEFITS

For users who need to improve their ambulatory skills and develop weight support

## Discover our products **ONE**



### DESIGNED FOR OUR TERRITORIES

Our products are designed to meet the needs of each of our territories, offering quality and affordable prices.



### FUNCTIONAL VERSALITY

We have a variety of products ranging from a wide range of manual and power wheelchairs and mobility scooter.

**For more information on obtaining this product**  
**Contact your local Loh Medical representative**

Find your local representative at [www.lohmedical.com](http://www.lohmedical.com)   