

# Pivot Gait Trainer



The Pivot is our new Gait Trainer for children who require additional support and postural alignment while walking and gait training. Its varied options are adjustable to meet the unique needs of the user.

Lightweight Aluminum Frame.  
**Image 1.**

Height adjustable in 1" increments.  
**Image 2.**

Can be used in anterior or posterior position.  
**Image 3.**

Four-Function front and rear casters.  
**Image 4.**



Image 1



Image 2




Image 3




Image 4



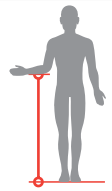
# Keeping you in mind. More options.

Equipment manufactured and adapted for children and adults with disabilities.

## SPECIFICATIONS

Size	Small, Medium & Large
Handle Height	38 - 47 cm / 15" - 18.5" 56 - 64.8 cm / 22" - 25.5" 73.7 - 99 cm / 29" - 39"
Width Inside Handles	31.7 cm / 12.5" 42 cm / 16.5" 45.7 cm / 18"
Base Dimensions	23"x 33"   26.5"x 33"   38"
Weight Capacity	75 lbs   150 lbs   200 lbs
Product Weight	14 lbs   16.5 lbs   20.75 lbs

Required user  
measurement  
(Elbow to the floor)



Small  
(Yellow)



Medium  
(Red)



Large  
(Blue)

## BENEFITS

For users who need to improve their ambulatory skills and develop weight support

## Discover our products **ONE**



### DESIGNED FOR OUR TERRITORIES

Our products are designed to meet the needs of each of our territories, offering quality and affordable prices.



### FUNCTIONAL VERSALITY

We have a variety of products ranging from a wide range of manual and power wheelchairs and mobility scooter.

**For more information on obtaining this product  
Contact your local Loh Medical representative**

Find your local representative at [www.lohmedical.com](http://www.lohmedical.com)   

ver\_2025.11.11E

