

Q700 M



The chair combines functionality and luxury for a unique driving experience. Featuring Q700 M Series SpiderTrac® 2.0 suspension, reliable 4-pole motors and PG Drives electronics and biometric repositioning.

It offers the recommended option for JAY cushions and backrests tailored to the user's specific needs. **Image 1.**

Switch-It Specialty Controls. **Image 2.**

C-Me® allows you to rise up to 12", while traveling up to 4.8 kph. **Image 3.**

Allows for indoor and outdoor use thanks to the base accessories, front and rear wheels. **Image 4.**




Image 1




Image 2



Image 3



Image 4



Keeping you in mind. More options.

For those who require cutting-edge technology to keep up with the demands of their active life.

SPECIFICATIONS

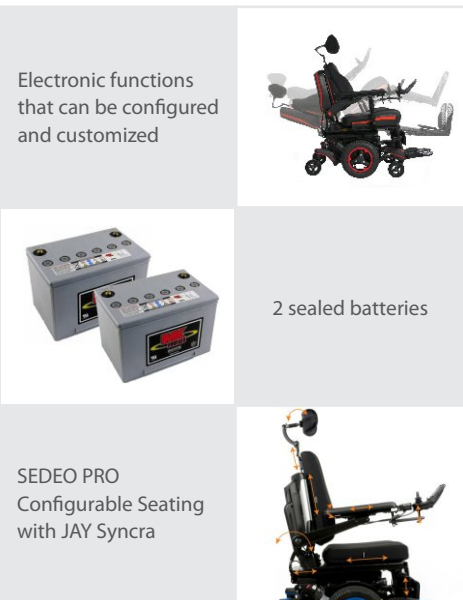
Seat width	16" a 22"
Seat depth	14" a 22"
Backrest height	21" a 30"
Weight capacity	135 kg / 300 lbs
Product weight	From 148 kg >
Wheel system	Spyder Track 14" and 6"
Features to choose	Tilting, Lifting Recline, Elevation of feet
Motors	4 poles
Speed	9.6 kmh standard
Bluetooth	Optional

Available colours:



BENEFITS

For active people mainly spinal and motor injuries.



Discover our products



DESIGNED FOR OUR TERRITORIES

Our products are designed to meet the needs of each of our territories, offering quality and affordable prices.



FUNCTIONAL VERSALITY

We have a variety of products ranging from a wide range of manual and power wheelchairs and mobility scooter.

**For more information on obtaining this product
Contact your local Loh Medical representative**

Find your local representative at www.lohmedical.com   

ver_2025.11.11E

