

QRi

QUICKIE®



The QRi® is an ultra lightweight rigid wheelchair with a strong open frame design perfect for your on-the-go lifestyle. Designed for form and function, the QRi is a hybrid of durability and low-maintenance style at an unbelievable value.

Fluid caster design, and optional WC-19 approved transit. **Image 1.**

The QRi wheelchair comes standard with 0" or 1" of frame inset. **Image 2.**

Including the Folding Lock-Down Angle Adjustable Back. **Image 3.**

QR Quick extraction system on rear wheels completely safe for better transportation and assembly. **Image 4.**



Image 1



Image 2




Image 3




Image 4


Keeping you in mind. **More options.**

For those who require cutting-edge technology to keep up with the demands of their active life.

SPECIFICATIONS

Frame	Aluminum 6062
Seat Width	12" to 20"
Seat Depth	12" to 20"
Product weight	10 kg / 22 lbs
User Weight Capacity	120 kg / 265 lbs
Gravity center	Adjustable 0.5" up to 3"
Accessories	Optional
Settings	Optional

Available colours:



Compatible with
JAY cushions and
backrests



BENEFITS

For active people mainly spinal and motor injuries.

Discover our products **ONE**



DESIGNED FOR OUR TERRITORIES

Our products are designed to meet the needs of each of our territories, offering quality and affordable prices.



FUNCTIONAL VERSALITY

We have a variety of products ranging from a wide range of manual and power wheelchairs and mobility scooter.

**For more information on obtaining this product
Contact your local Loh Medical representative**

Find your local representative at www.lohmedical.com   

ver_2025.11.11E

