

Zippie IRIS



The best wheelchair with tilting in space, which means that the seat rotates around the child's center of gravity. The result is a smooth, controlled tilting motion that reduces the sensation of falling. Offers great positioning options.

It offers the recommended option for JAY cushions and backrests tailored to the user's specific needs. **Image 1.**

Folding frame option offers built-in growth up to 4" deep and 2" wide. **Image 2.**

Frame with XLOCK folding crossbar and removable parts for easy transport. **Image 3.**

Features 40° or 55° rotation ranges that can be configured to achieve up to 45° or 60°. **Image 4.**



Image 1



Image 2



Image 3




Image 4







Keeping you in mind. More options.

For those who require cutting-edge technology to keep up with the demands of their active life.

SPECIFICATIONS

ITEM	EIZ5A
Frame	Aluminum
Seat width	10" to 18"
Seat depth	10" to 18"
Weight capacity	75 kg / 165 lbs
Tilting degrees	-5° up to 55°
Tilting system	Tilt in space
Accessories	Optional
Settings	In measurements
Available colours:	

Pedal system to activate tilt and brake	
Accessories for caregiver comfort	
New and innovative Leckey interface	
The MONO Single Post Backup System	

BENEFITS

A special needs chair that provides tilting and positioning support.

Discover our products



DESIGNED FOR OUR TERRITORIES

Our products are designed to meet the needs of each of our territories, offering quality and affordable prices.



FUNCTIONAL VERSALITY

We have a variety of products ranging from a wide range of manual and power wheelchairs and mobility scooter.

**For more information on obtaining this product
Contact your local Loh Medical representative**

Find your local representative at www.lohmedical.com   

ver_2025.11.11E

